

# digitalAGENCY™

## Mobile App

ANDROID INSTALLATION GUIDE | MARCH 2021



### CONNECT *with Us.*

#### eVero Corporation – Corporate Headquarters

48 South Service Road  
Suite 300  
Melville, NY 11747 · USA

**Support:** 516.345.1460

**Toll Free:** 1.844.GO.EVERO (1.844.463.8376)

**Telephone:** 516.747.4200

**Fax:** 631.390.8832

 <http://www.evero.com>

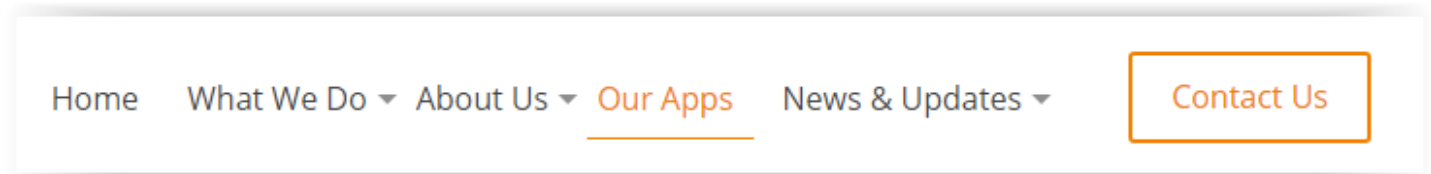
 [support@evero.com](mailto:support@evero.com)

Copyright © 2021 eVero Corporation. All rights reserved.

digitalAGENCY™ logo is trademarked, and eVero is a registered trademark of eVero Corporation. All other trademarks used herein are the properties of their respective owners.

This installation guide will provide you with step-by-step instructions on how to install digitalAGENCY™ Mobile to your personal device. Since our app is not available through the App Store (iOS) or Google Play, additional steps are required for installation.

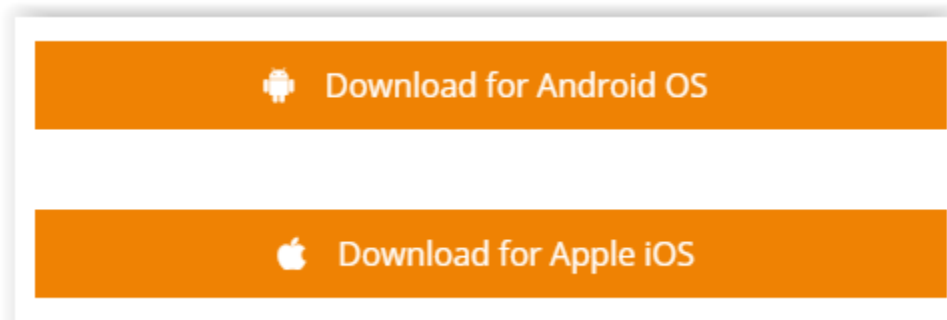
Using your Android device, you will need to install the app from our in-house app install system. To do this, Navigate to the eVero website (*located at eVero.com*) and click on **'Our Apps'** located in the navigation bar to the top of the screen.



Once you have accessed the **'Our Apps'** page, you will find a brief overview of the two apps eVero has to offer. To access further information in regard to downloading the digitalAGENCY™ Mobile App click on the designated button located just below the app overview.



On this page, you will now have access to the direct download link for the app by clicking on the appropriate download button.



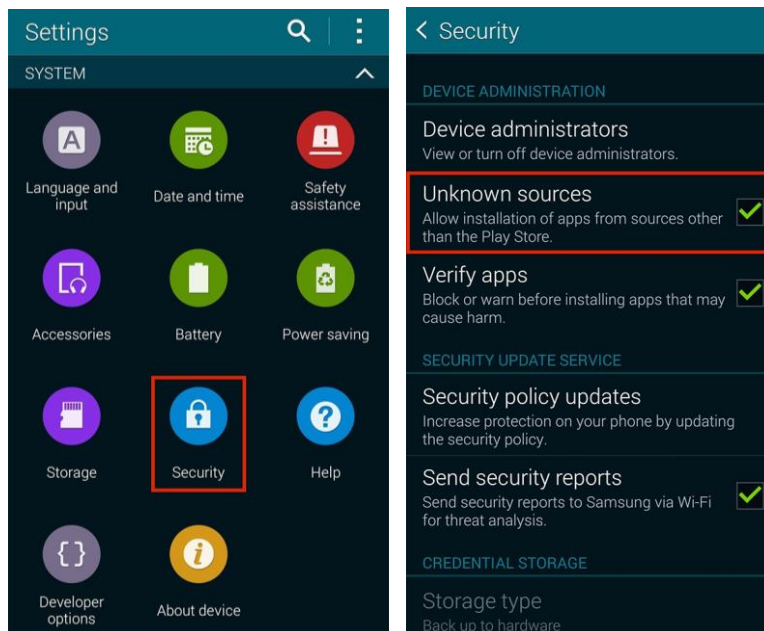
Copyright @ 2021 eVero Corporation. All rights reserved.

digitalAGENCY™ logo is trademarked, and eVero is a registered trademark of eVero Corporation. All other trademarks used herein are the properties of their respective owners.

Installation of apps obtained outside of the Google Play store (such as digitalAGENCY™) are often restricted by default on android devices. Due to this, you may be prompted with a notification similar to what is shown below. If you are presented with a similar notification, you will need to enable the installation of digitalAGENCY™ Mobile for your device.



To enable the installation of digitalAGENCY™ Mobile for your device, you will need to open **Settings** and select **Security**. Within the **Security** section, under **Device Administration**, tap **Allow Unknown Sources** and **OK** when prompted. This will allow your mobile device to install digitalAGENCY™ Mobile through a source outside of the Google Play store.



Copyright @ 2021 eVero Corporation. All rights reserved.

digitalAGENCY™ logo is trademarked, and eVero is a registered trademark of eVero Corporation. All other trademarks used herein are the properties of their respective owners.

Copyright © 2021 eVero Corporation. All rights reserved.

digitalAGENCY™ logo is trademarked, and eVero is a registered trademark of eVero Corporation. All other trademarks used herein are the properties of their respective owners.