

MyCarePortal Mobile App

APPLE INSTALLATION GUIDE FOR SELF DIRECTION FAMILY PORTAL | DECEMBER 2020



CONNECT *with Us.*

eVerO Corporation – Corporate Headquarters

48 South Service Road

Suite 200

Melville, NY 11747 · USA

1.866.GO.EVERO (1.866.463.8376)

 <http://www.evero.com>

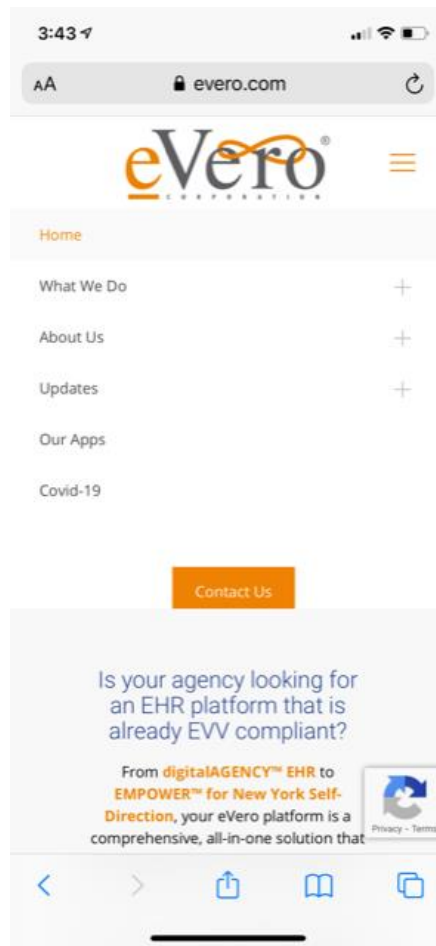
 support@evero.net

Copyright © 2020 eVerO Corporation. All rights reserved.

digitalAGENCY™ logo is trademarked, and eVerO is a registered trademark of eVerO Corporation. All other trademarks used herein are the properties of their respective owners.

This installation guide will provide you with step-by-step instructions on how to install the MyCarePortal (or Self Direction Family Portal) Mobile App to your personal device. Since our app is not available through the App Store (iOS) or Google Play, additional steps are required for installation.

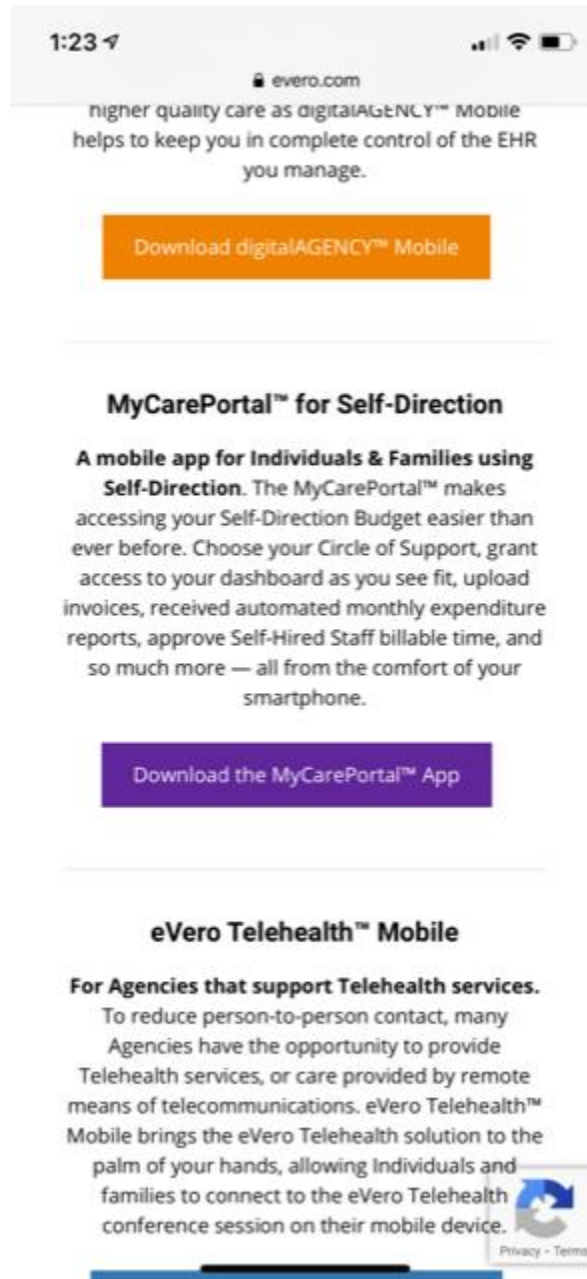
Using your Apple device, you will need to install the app from our in-house app install system. To do this, Navigate to the eVero website (*located at www.eVero.com*) and click on **'Our Apps'** located in the site menu.



Copyright @ 2020 eVero Corporation. All rights reserved.

digitalAGENCY™ logo is trademarked, and eVero is a registered trademark of eVero Corporation. All other trademarks used herein are the properties of their respective owners.

Once you have accessed the 'Our Apps' page, you will find a brief overview of the apps eVero has to offer. To access further information in regard to downloading the MyCarePortal Mobile App click on the designated button located just below the app overview.



The screenshot shows a mobile browser interface. At the top, the time is 1:23 and the URL is evero.com. Below the URL, there is a short paragraph: "Higher quality care as digitalAGENCY™ Mobile helps to keep you in complete control of the EHR you manage." Underneath this is an orange button that says "Download digitalAGENCY™ Mobile".

Below this section is a heading: "MyCarePortal™ for Self-Direction". This is followed by a paragraph: "A mobile app for Individuals & Families using Self-Direction. The MyCarePortal™ makes accessing your Self-Direction Budget easier than ever before. Choose your Circle of Support, grant access to your dashboard as you see fit, upload invoices, receive automated monthly expenditure reports, approve Self-Hired Staff billable time, and so much more — all from the comfort of your smartphone." Below this paragraph is a purple button that says "Download the MyCarePortal™ App".

The next section is titled "eVero Telehealth™ Mobile". It starts with the heading "For Agencies that support Telehealth services." followed by a paragraph: "To reduce person-to-person contact, many Agencies have the opportunity to provide Telehealth services, or care provided by remote means of telecommunications. eVero Telehealth™ Mobile brings the eVero Telehealth solution to the palm of your hands, allowing Individuals and families to connect to the eVero Telehealth conference session on their mobile device." To the right of this paragraph is a small icon of a smartphone with a blue arrow pointing to it, and below the icon is a small box that says "Privacy - Terms".

Copyright © 2020 eVero Corporation. All rights reserved.

digitalAGENCY™ logo is trademarked, and eVero is a registered trademark of eVero Corporation. All other trademarks used herein are the properties of their respective owners.

On this page, you will now have access to the direct download link for the app by clicking on the appropriate download button.

1:23 4 evero.com

eVero

Contact Us

Download the MyCarePortal™ Mobile App

Self-Direction App for Individuals & Families

Our Self-Direction Family Mobile App (MyCarePortal™) keeps Individuals and their Families in control of their unique care services. Individuals receiving care and their chosen Circle of Support can now stay connected to their care management in real-time, and on the go - while always remaining secure and compliant.

In the MyCarePortal™, the Individual will choose their Circle of Support and grant access to their portal as they wish. It's easy and intuitive to upload invoices and reimbursement requests, or receive automated monthly expenditure reports from your FI team. And the Individual always

CONTACT DETAILS

Phone: +1 516.747.4200
 Fax: +1 631.390.8832
 Email: support@evero.com

Download digitalAGENCY™ Mobile

Privacy Policy

Permissions & Trademark Guidelines

Careers

Privacy - Terms

Copyright @ 2020 eVero Corporation. All rights reserved.

digitalAGENCY™ logo is trademarked, and eVero is a registered trademark of eVero Corporation. All other trademarks used herein are the properties of their respective owners.

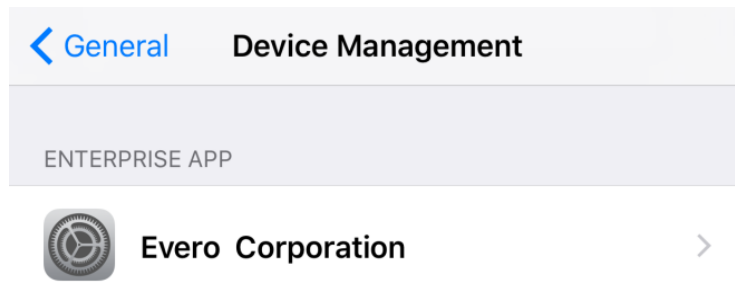
You may or may not be prompted to install. If prompted, click **Install** to begin.

To complete the additional steps required for Apple installation, tap the Settings icon that is typically found on the Home screen.



Once you have opened the **Settings** screen, select **General** and tap **Device Management**.

You will see **Evero Corporation** listed under **Enterprise App**. Tap on **Evero Corporation**.



Click on **Trust "Evero Corporation"** as shown below. This will allow your mobile device to install MyCarePortal™ Mobile through a source outside of the App Store.

