



eVero App Monthly Summary Notes Instructions

Step 1: Sign into the mobile application using your username and password. Ensure that “Meaningful NY” is used as the agency code.

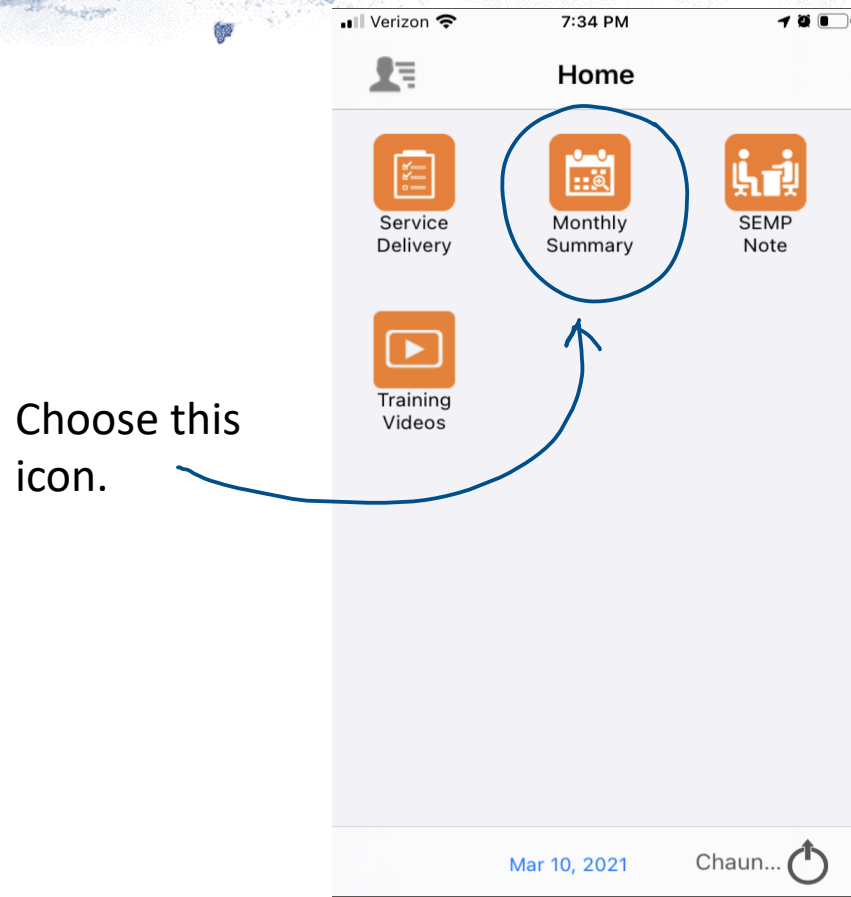


The screenshot shows the login interface of the 'digitalAGENCY™ mobile' application. At the top, the status bar displays 'Verizon', '12:39 PM', and battery level. Below the status bar, the word 'Login' is centered, with a gear icon to its right. The application logo, 'digitalAGENCY™ mobile', is displayed above the text 'Version 4.9.2'. The login form consists of three input fields: 'Username', 'Password', and 'Meaningful NY' (with a right-pointing chevron). Below the form is an orange 'Login' button. At the bottom, there is a checkbox labeled 'Keep me signed in' and a small note: 'Turn this option on to remain signed in for 2 hours or until you sign out!'.



The logo for 'meaningful ny' features the word 'meaningful' in a green, lowercase, sans-serif font. The letter 'i' in 'meaningful' has a small, multi-colored starburst above it. Below 'meaningful' is the word 'ny' in a blue, lowercase, sans-serif font.

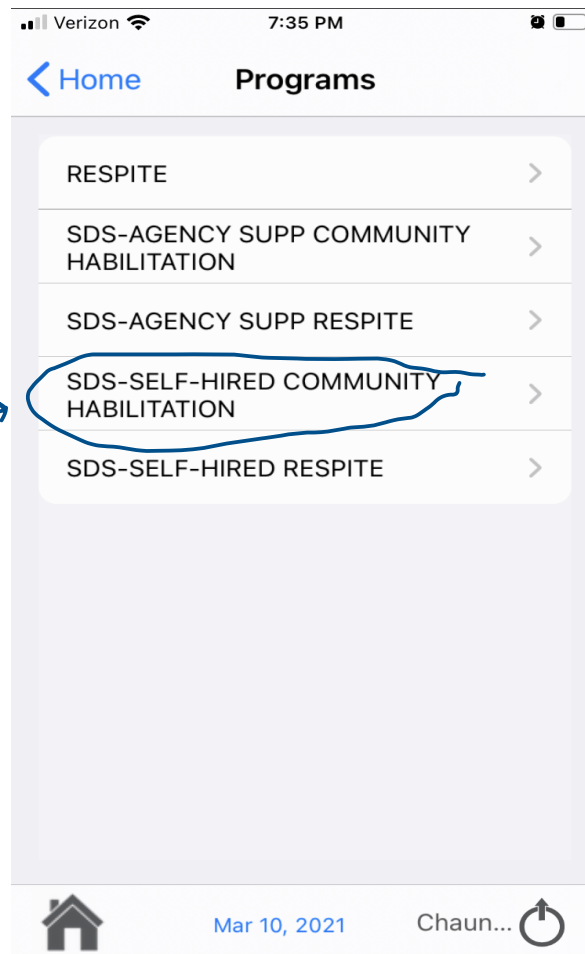
Step 2: Choose the icon named “monthly summary” to access the monthly summary.



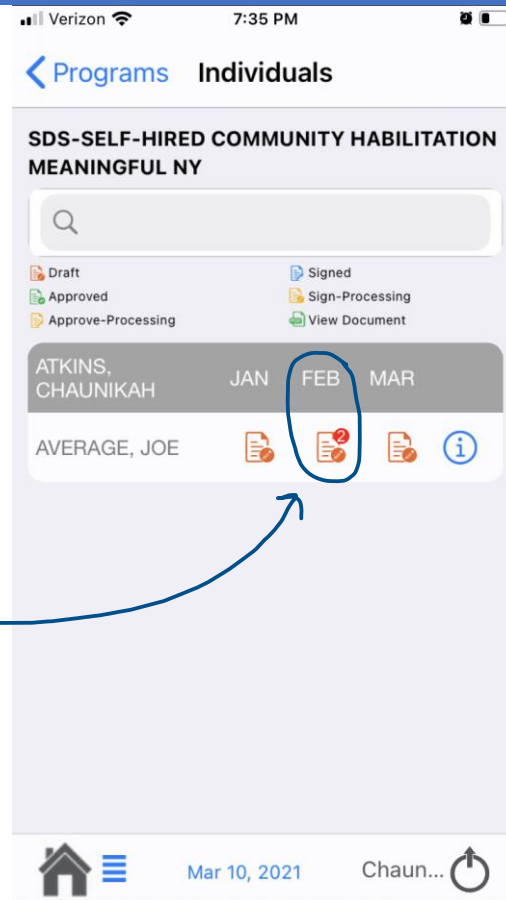
meaningful
ny

Step 3: Choose the appropriate program (SDS-Self-Hired Community Habilitation).

Choose this icon.



Step 4: Choose the month you are entering the note for.



Choose the appropriate month.


Step 5: Review services and begin to choose the drop down answers to the monthly summary.

Review the month services and progress for data.



Verizon 7:35 PM

[Back](#) Monthly Summary [Save](#)

 **AVERAGE, JOE**
SDS-SELF-HIRED COMMUNITY HABIL...
MAR 2021

I=Improved, M=Maintained, D=Did Not Maintain Previous,
E=Extended Absence, N=No Update Required

Services And Monthly Progress

6.	02-26-2021	General Supervision: Supervision at home	Fully Engaged:0 Partially Engaged:0 Refused:0
7.	02-26-2021	Verbal prompts: assistance with ADL skills	Fully Engaged:0 Partially Engaged:0 Refused:0
8.	02-26-2021	Independent: Call for help	Fully Engaged:0 Partially Engaged:0 Refused:0

Monthly Summary

Select ▼ : With support and services

Select ▼ : Had significant life change or events

Select ▼ : Health and safely issues

Summary

Mar 10, 2021 Chaun...

Step 6: Choose answers from the drop down screen.

Choose from the drop down menu before proceeding.



Verizon 7:37 PM

[Back](#) Monthly Summary [Save](#)

Fully Engaged:0 Partially Engaged:0 Refused:0

Monthly Summary

Satisfied : With support and services

Has not : Had significant life change or events

Are no : Health and safely issues

Summary

Response to service

[View Comments](#) [View Summary](#)

Status

Doc. Status : Draft

Signed by :

Approved by :

[SIGN](#)

Home Wi-Fi Mar 10, 2021 Chaun...

The logo for 'meaningful ny' features the word 'meaningful' in a green, lowercase, sans-serif font. Above the letter 'i' in 'meaningful' is a small, colorful, multi-pointed starburst icon. Below 'meaningful' is the letters 'ny' in a blue, lowercase, sans-serif font.

Step 7: Enter the monthly summary note for the participant.

Enter the summary note.

Verizon 7:36 PM

< Back Monthly Summary Save

Independent; Call for help

8. 02-26-2021

Fully Engaged:0 Partially Engaged:0 Refused:0

Monthly Summary

Select : With support and services

Select : Had significant life change or events

Select : Health and safety issues

Summary

Response to service

View Comments View Summary

Status

Doc. Status : Draft

Signed by :

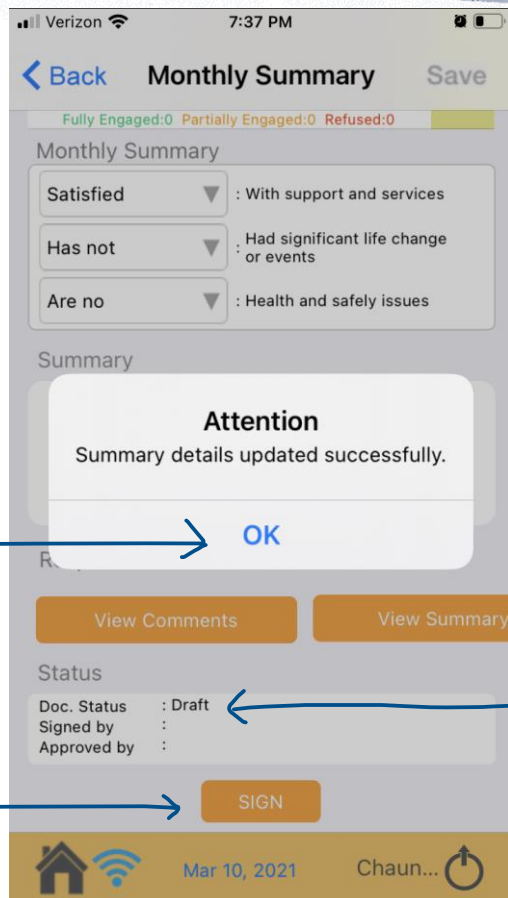
Approved by :

Home Mar 10, 2021 Chaun...

After entering the summary note. Click "view summary"



Step 8: Once you have finished entering the monthly summary note, you will receive an alert stating “ Attention: Summary details updated successfully”. Press “okay” and “sign” to sign the monthly summary note.



First: Click “OK”

Second: Click
“Sign”

Lastly: When signed, the status will
change to “signed”.

